

Knowledge Base: Snagit 2021, EndNote 20, Acrobat Pro Releases

## Great News!

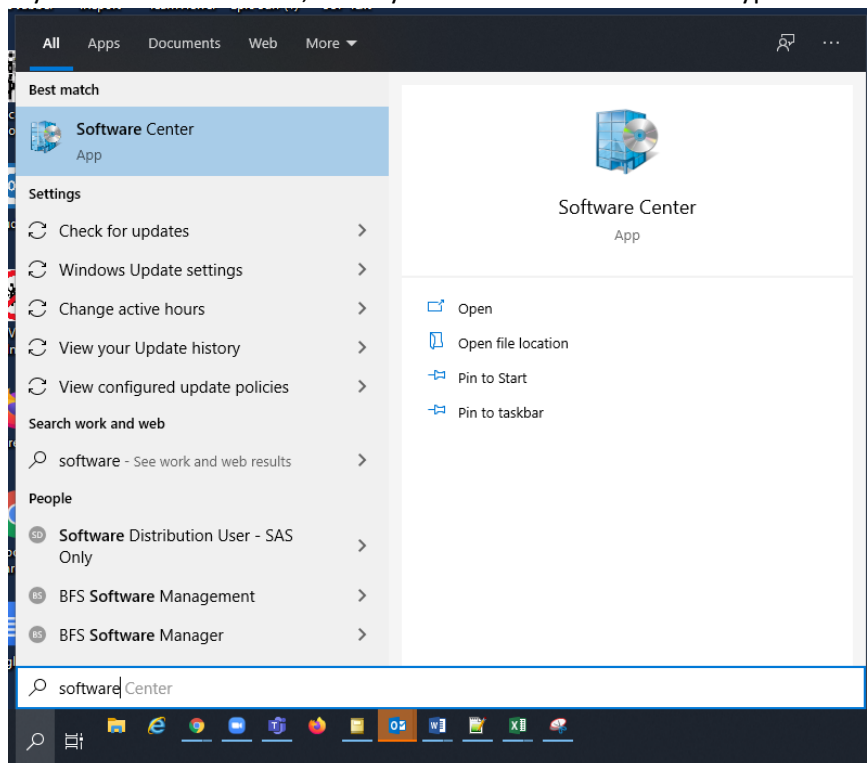
Information Services is proud to announce that we have procured site licenses for the follow 3 software programs:

1. Snagit 2021
  - a. Snagit is a handy screen capture tool. It allows you to capture/annotate/share images and videos.
  - b. More info about Snagit [here](#)
2. EndNote 20
  - a. EndNote is a citation management tool used by researchers, faculty, and students to store, organize and cite references.
  - b. More info about EndNote 20 [here](#)
3. Adobe Acrobat Pro
  - a. Adobe Acrobat Pro is an optical character recognition (OCR) system. It is used to convert scanned files, PDF files, and image files into editable/searchable documents.
  - b. More info about Acrobat Pro [here](#)

Feel free to download your personal copies on your UCSD issued computer; note that these programs are offered for desktop/laptop devices only.


For Windows-based computers:

1. Locate the “Software Center” icon on your desktop
  - a. If you don’t have an icon, Go to your Windows Start Menu > type in Software Center



## Knowledge Base: Snagit 2021, EndNote 20, Acrobat Pro Releases

### b. Locate and install your desired program/s



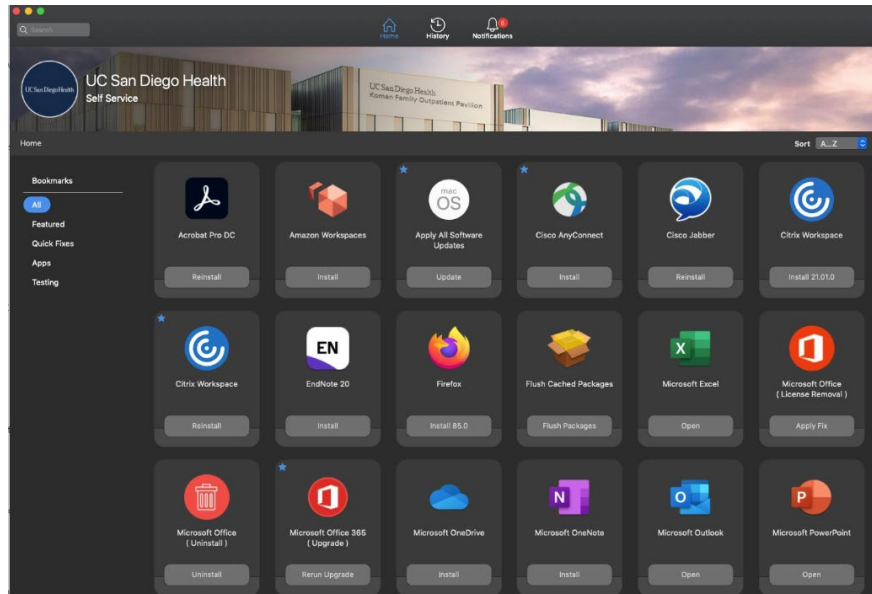
For UCSD issued Apple MacOS devices:

1. Navigate to Spotlight
  - a. Applications



Knowledge Base: Snagit 2021, EndNote 20, Acrobat Pro Releases

b. UC Self Service – install your desired programs



If you require installation assistance, our Service Desk will be happy to assist by calling (619) 543-4357. Alternately, you may submit a Workstation Enhancement self-service request by visiting us at:

1. [3help.ucsd.edu](https://3help.ucsd.edu) >
  - a. Create a request >
    - i. Service Request >
      1. Workstation Enhancement